






ADVANTAGES/USES	RAPID PATCH® VERTICAL REPAIR	VERTICAL CONCRETE SURFACE FINISHER	SURFACE BONDING CEMENT CR	CONCRETE RESURFACER	VINYL CONCRETE PATCH
	 <ul style="list-style-type: none"> • Non-slumping, high-strength, non-shrink, Portland cement-based patching mix for vertical and overhead holes • Can be shaved or molded to required shapes • Patch honeycombs, filling precast concrete, holes and repairs on masonry and stucco • Commercial use 	 <ul style="list-style-type: none"> • Cementitious protective waterproofing coating for concrete and masonry • Seals pores, yet breathes • Use in pools, cisterns, bridge parapets, silos, and walls • Mix with Mighty Bond liquid additive • Spray or brush applied, without rubbing process • Commercial use 	 <ul style="list-style-type: none"> • Versatile Portland cement-based product to restore retaining walls or block walls, patch large vertical holes, and repair stucco • Use in construction of dry-stack concrete block walls • Mix with Mighty Bond additive • Commercial use 	 <ul style="list-style-type: none"> • Fast-setting, Portland cement-based, high-performance concrete resurfacing and patching mix • Less expensive alternative to concrete replacement • Can be pigmented • No primer needed • Horizontal and vertical application • Commercial use 	 <ul style="list-style-type: none"> • Portland cement-based, high-strength patching mix • Repair minor concrete surface imperfections and general purpose patching • Polymer-modified • Excellent resistance to deicing salts • Horizontal and vertical application • Commercial use

APPLICATION

Thickness	Feather edge minimum 1½" maximum per layer	Feather edge minimum 2 coats for waterproofing	Apply ¾" to 1½" maximum per layer	Feather edge minimum ½" maximum per layer	Feather edge minimum Max 2" per layer
Initial Set Time @ 70°F	0:15 (hr:min)	0:15 (hr:min)	2:00 (hr:min)	0:10-0:15 (hr:min)	0:30 (hr:min)
Final Set Time @ 70°F	0:30 (hr:min)	24:00 (hr:min)	4:00 (hr:min)	1:30-2:00 (hr:min)	1:00 (hr:min)
Pot Life @ 70°F	15 min	15 min	30 min	20-30 min	30 min
Surface Open to Use	< 1 hr	24 hr	48 hr	2 hr (foot traffic) 8 hr (rubber wheel)	8-12 hr (foot) 48 hour (wheel)
Temperature Use Range	40°F-90°F	50°F-90°F	50°F-90°F	50°F-90°F	50°F-90°F
Industry Standards	Meets or exceeds ASTM C387	Meets or exceeds ASTM C387 Approved by MNDOT under Special Surface Finish System when mixed with Mighty Bond liquid additive	Meets or exceeds ASTM C90, C887, C946, E72, E136, Federal Specification TTP-0035	Meets or exceeds ASTM C387	Meets or exceeds ASTM C387
Enhancements	Excellent freeze/thaw and salt resistance Low shrinkage	Excellent resistance to fungus growth, freeze/thaw cycles, and salt; Low shrinkage	Fiber-reinforced Non-sag	Polymer-modified Corrosion inhibitor	Polymer-modified
Compressive Strength	>5,500 psi (7 day) 6,650 psi (28 day)	4,200 psi (28 day)	≥ 3,500 psi (28 day)	>2,400 psi (24 hr.) >5,000 psi (28 day)	>4,000 psi (24 hr.) >7,000 psi (28 day)
Intended Uses	Patching holes, honeycombs, precast concrete, repair exposed reinforcing rods	Seal pores, voids, and honeycomb on walls without rubbing Waterproof pools and cisterns	Patch vertical holes, restore block and stucco walls, dry stack block walls	Resurface floors, stairs, walkways, decks, driveways to make them look new again	Repairs to floors, stairs, walkways, driveways; Resetting/pointing of brick, block, or stone
Suitable Substrates (Refer to Data Sheet for restrictions and notes)	Concrete (repairs), or full depth with forms	Concrete (repairs), or full depth with forms	Concrete (repairs), or full depth with forms	Concrete (repairs), or full depth with forms	Concrete
Color	Gray	Light gray and white	Gray and white	Gray	Gray